

| | | | | | | |
|-------------|------------------|------------------|--------------------------|----------------------|-----------------------|-----------------------------|
| At a Glance | Workforce Trends | Workforce Detail | Academics Race/Ethnicity | Hires and Departures | Tenure and Promotions | Faculty by Age Distribution |
|-------------|------------------|------------------|--------------------------|----------------------|-----------------------|-----------------------------|

Updated 1/14/2022
Institutional Research & Planning

Workforce at a Glance

Weill Cornell Medicine employees are not included here. Professorial faculty are defined as the three professorial ranks (assistant, associate and full) including part-time, clinical, and "of practice". Adjunct, acting, visiting, courtesy and emeritus appointments are excluded. Post Docs are excluded.

| Headcounts as of Nov 1: 2018 | Professorial Faculty | Academic Professionals | Staff & Union | Grand Total |
|---------------------------------|----------------------|------------------------|---------------|-------------|
| | 1,678 | 1,080 | 7,374 | 10,132 |

Sex and race/ethnicity/citizenship

"AAW" includes those who have identified as Asian or Asian-White.

"BHI" includes those who have identified as one or more of the following: Black, Hispanic, Hawaiian/Pacific Islander and American Indian.

| | | Professorial Faculty | | Academic Professionals | | Staff & Union | | Grand Total |
|--------------------|--------------------------|----------------------|------------|------------------------|--------------|---------------|---------------|-------------|
| | | Full time | Part time | Full time | Part time | Full time | Part time | |
| Female | AAW (U.S.) | 65 | 3 | 44 | 5 | 223 | 25 | 365 |
| | BHI (U.S.) | 65 | 3 | 43 | 5 | 315 | 18 | 449 |
| | White or Unknown (U.S.) | 372 | 24 | 316 | 71 | 3,373 | 284 | 4,440 |
| | International (any race) | 29 | | 39 | 2 | 20 | | 90 |
| | Total | 531 | 30 | 442 | 83 | 3,931 | 327 | 5,344 |
| Male | AAW (U.S.) | 116 | 6 | 42 | 5 | 140 | 7 | 316 |
| | BHI (U.S.) | 66 | 2 | 22 | 7 | 266 | 10 | 373 |
| | White or Unknown (U.S.) | 798 | 66 | 337 | 78 | 2,586 | 92 | 3,957 |
| | International (any race) | 63 | | 61 | 3 | 15 | | 142 |
| | Total | 1,043 | 74 | 462 | 93 | 3,007 | 109 | 4,788 |
| Grand Total | 1,574 | 104 | 904 | 176 | 6,938 | 436 | 10,132 | |

Sector of the University

| | Professorial Faculty | Academic Professionals | Staff & Union | Grand Total |
|----------------------------|----------------------|------------------------|---------------|---------------|
| Colleges | 1,678 | 849 | 3,176 | 5,703 |
| Research | | 102 | 453 | 555 |
| Library | | 116 | 300 | 416 |
| Other Academic Units* | | 13 | 299 | 312 |
| Facilities | | | 964 | 964 |
| Student Services | | | 1,146 | 1,146 |
| Other Administrative Units | | | 1,036 | 1,036 |
| Grand Total | 1,678 | 1,080 | 7,374 | 10,132 |

*This includes employees in the Africana Studies and Research Center (prior to Fall 2012) and in the Acad Progs & Institutional Initiatives. For Fall 2013 and forward, all of CIS reported separately under Colleges.

Academic employees: rank and tenure status

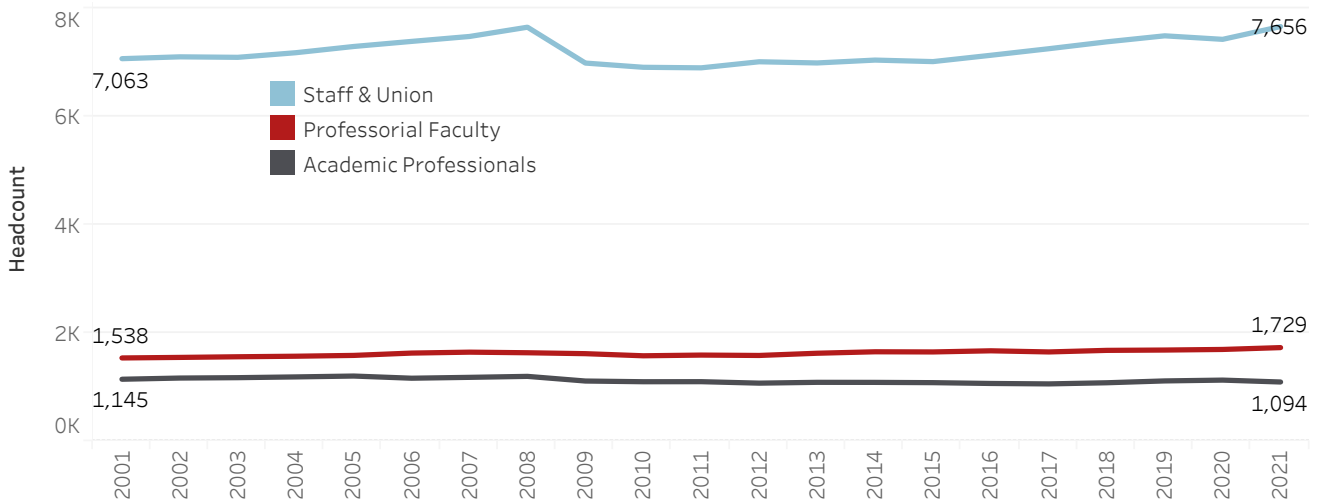
| | Professorial Faculty | | | Academic Professionals | | Grand Total |
|---------------------|----------------------|-----------------|---------------------|------------------------|---------------------|--------------|
| | Tenured | On Tenure Track | Not on Tenure Track | Tenured | Not on Tenure Track | |
| Assistant Professor | | 313 | 34 | | | 347 |
| Associate Professor | 392 | 25 | 16 | | | 433 |
| Full Professor | 848 | 4 | 46 | | | 898 |
| Not ranked faculty | | | | 1 | 1,079 | 1,080 |
| Grand Total | 1,240 | 342 | 96 | 1 | 1,079 | 2,758 |

Workforce Trends

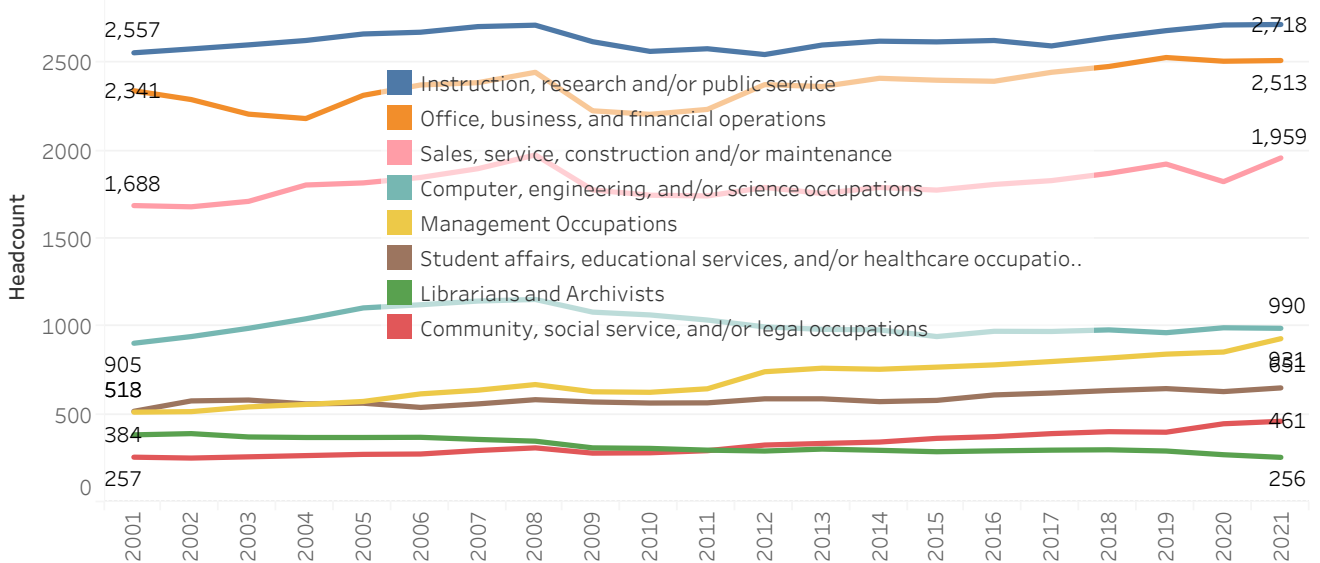
Weill Cornell Medicine employees are not included here. Professorial faculty are defined as the three professorial ranks (assistant, associate and full) including part-time, clinical, and "of practice". Adjunct, acting, visiting, courtesy and emeritus appointments are excluded. Post Docs are excluded.

Updated 1/14/2022
Institutional Research & Planning

Job Family



Occupation



| | | | | | | |
|-------------|------------------|-------------------------|--------------------------|----------------------|-----------------------|-----------------------------|
| At a Glance | Workforce Trends | Workforce Detail | Academics Race/Ethnicity | Hires and Departures | Tenure and Promotions | Faculty by Age Distribution |
|-------------|------------------|-------------------------|--------------------------|----------------------|-----------------------|-----------------------------|

Workforce Detail

Updated 1/14/2022
Institutional Research & Planning

Weill Cornell Medicine employees are not included here. Professorial faculty are defined as the three professorial ranks (assistant, associate and full) including part-time, clinical, and "of practice". Adjunct, acting, visiting, courtesy and emeritus appointments are excluded. Post Docs are excluded.

Limit to:

All

Select detail:

All

Select terms:

Multiple values

| All detail | | | | | | | | |
|--|---------|---------------------------|--------------|--------------|--------------|--------------|--------------|-----|
| Click on College " + " to display more details for SC Johnson College of Business. | | | | | | | | |
| Organizational sector | College | SC Johnson College of B.. | Detail | Fall 18 | Fall 19 | Fall 20 | Fall 21 | |
| Colleges | AG | -- | Null | 1,598 | 1,603 | 1,601 | 1,592 | |
| | | AEM | Null | 115 | 102 | 102 | 97 | |
| | AR | -- | Null | 114 | 119 | 110 | 121 | |
| | AS | -- | Null | 994 | 1,016 | 993 | 1,008 | |
| | CCB | Hotel | | Null | 249 | 248 | 228 | 236 |
| | | JGSM | | Null | 150 | 135 | 130 | 127 |
| | | SC Johnson** | | Null | 213 | 213 | 198 | 189 |
| | CIS | -- | Null | 136 | 154 | 153 | 158 | |
| | EN | -- | Null | 438 | 455 | 449 | 448 | |
| | HE | -- | Null | 306 | 304 | 288 | 270 | |
| | IL | -- | Null | 259 | 269 | 273 | 261 | |
| | LA | -- | Null | 135 | 131 | 134 | 131 | |
| | SPP | -- | Null | 73 | 82 | 85 | 84 | |
| | TECH | -- | Null | 88 | 89 | 99 | 105 | |
| | VM | -- | Null | 835 | 848 | 844 | 880 | |
| | | | Total | 5,703 | 5,768 | 5,687 | 5,707 | |
| Research | - | -- | Null | 555 | 563 | 565 | 573 | |
| | | | Total | 555 | 563 | 565 | 573 | |
| Library | - | -- | Null | 416 | 393 | 365 | 349 | |
| | | | Total | 416 | 393 | 365 | 349 | |
| Other Academic Units* | - | -- | Null | 312 | 321 | 559 | 602 | |
| | | | Total | 312 | 321 | 559 | 602 | |
| Facilities | - | -- | Null | 964 | 997 | 954 | 996 | |
| | | | Total | 964 | 997 | 954 | 996 | |
| Student Services | - | -- | Null | 1,146 | 1,167 | 1,100 | 1,183 | |
| | | | Total | 1,146 | 1,167 | 1,100 | 1,183 | |
| Other Administrative U.. | - | -- | Null | 1,036 | 1,074 | 1,014 | 1,069 | |
| | | | Total | 1,036 | 1,074 | 1,014 | 1,069 | |

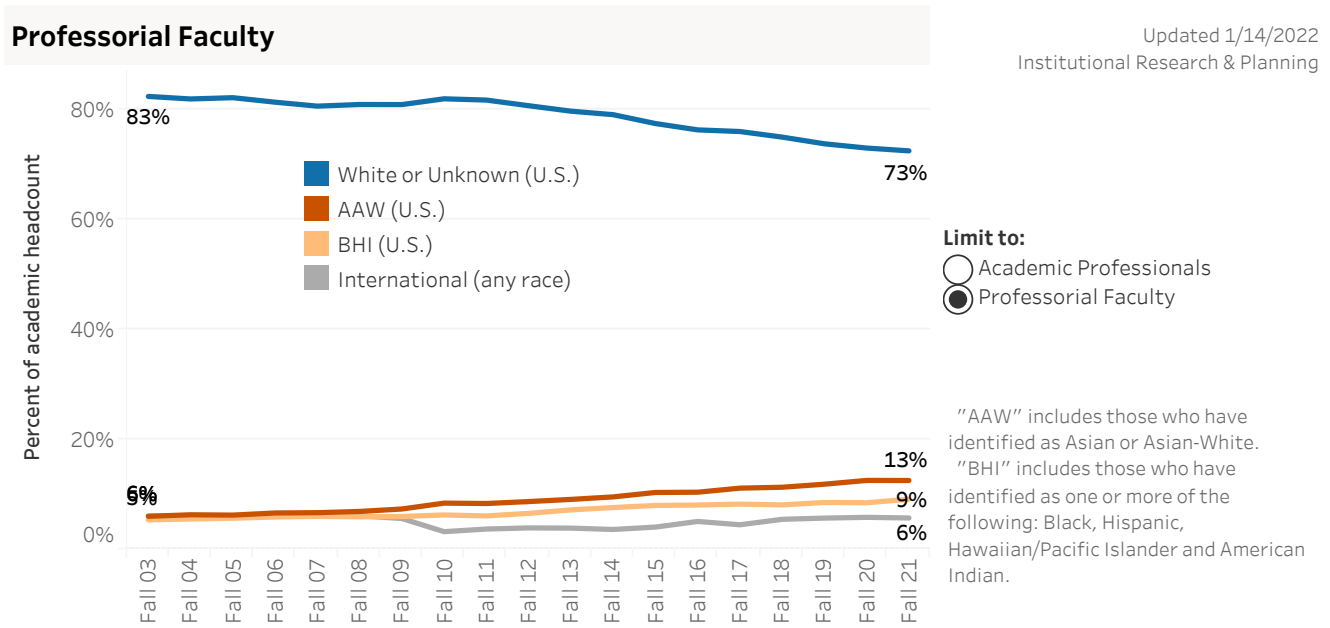
* For Fall 2013 and forward, Bowers CIS reported as a separate unit.

** SC Johnson College of Business started fall 2016 (it combines Johnson School of Management, Dyson School of Applied Econ and Mgmt, and the School of Hotel Administration).

*** Brooks School of Public Policy started in Fall 2021.

Academic Composition by Race/Ethnicity/Citizenship

Weill Cornell Medicine employees are not included here. Professorial faculty are defined as the three professorial ranks (assistant, associate and full) including part-time, clinical, and “of practice”. Adjunct, acting, visiting, courtesy and emeritus appointments are excluded. Postdocs are excluded.



| | Fall 11 | Fall 12 | Fall 13 | Fall 14 | Fall 15 | Fall 16 | Fall 17 | Fall 18 | Fall 19 | Fall 20 | Fall 21 |
|--------------------------|--------------|--------------|--------------|--------------|--------------|--------------|--------------|--------------|--------------|--------------|--------------|
| White or Unknown (U.S.) | 1,302 | 1,280 | 1,297 | 1,308 | 1,279 | 1,276 | 1,255 | 1,260 | 1,244 | 1,239 | 1,255 |
| AAW (U.S.) | 133 | 138 | 148 | 158 | 171 | 174 | 184 | 190 | 200 | 213 | 217 |
| BHI (U.S.) | 97 | 104 | 117 | 126 | 132 | 135 | 136 | 136 | 144 | 144 | 158 |
| International (any race) | 59 | 62 | 63 | 60 | 67 | 85 | 74 | 92 | 96 | 99 | 99 |
| Grand Total | 1,591 | 1,584 | 1,625 | 1,652 | 1,649 | 1,670 | 1,649 | 1,678 | 1,684 | 1,695 | 1,729 |

| | | | | | | |
|------------------|------------------|--------------------------|-----------------------------|-----------------------|-----------------------------|----------|
| Workforce Trends | Workforce Detail | Academics Race/Ethnicity | Hires and Departures | Tenure and Promotions | Faculty by Age Distribution | Postdocs |
|------------------|------------------|--------------------------|-----------------------------|-----------------------|-----------------------------|----------|

Faculty Hires and Faculty Departures

Data as of 8/01/2022
Updated 8/17/2022
Institutional Research & Planning

Actions made effective between July 1st to June 30th of each year.

Departure reasons include retirement, resignation, end of appointment, etc.

*Department of Computer Science moved to Computer and Information Sci all years.

Select Sex:

All

Select Rank:

All

New Tenured and Tenure Track Appointments

Sex: All Rank: All

| | 2006-07 | 2007-08 | 2008-09 | 2009-10 | 2010-11 | 2011-12 | 2012-13 | 2013-14 | 2014-15 | 2015-16 | 2016-17 | 2017-18 | 2018-19 | 2019-20 | 2020-21 | 2021-22 |
|--------------------------|---------|---------|---------|---------|---------|---------|---------|---------|---------|---------|---------|---------|---------|---------|---------|---------|
| Ag & Life Sci | 9 | 11 | 13 | 8 | 4 | 3 | 16 | 10 | 7 | 10 | 14 | 16 | 17 | 8 | 14 | 11 |
| Arch, Art & Planning | 5 | 4 | 2 | 1 | | 3 | 2 | 4 | 1 | 2 | 2 | 2 | 5 | 3 | 1 | 11 |
| Arts & Sciences | 36 | 31 | 23 | 11 | 9 | 29 | 25 | 24 | 34 | 15 | 18 | 13 | 21 | 23 | 29 | 18 |
| Bowers Comp & Info Sci | 3 | 1 | 5 | 3 | | 4 | 3 | 6 | 5 | 7 | 8 | 6 | 5 | 7 | 8 | 7 |
| Brooks School of Publi.. | | 2 | 2 | | 1 | 3 | 2 | 2 | 1 | 3 | 2 | | 3 | | 2 | 2 |
| Engineering | 12 | 11 | 9 | 6 | 2 | 7 | 8 | 13 | 9 | 12 | 16 | 10 | 9 | 12 | 11 | 7 |
| Human Ecology | 6 | 2 | 6 | | 1 | 5 | 6 | 3 | 3 | 1 | 1 | 4 | 11 | 3 | 2 | 4 |
| Ind & Labor Relations | 1 | 4 | 3 | 2 | | 6 | 3 | | 4 | 6 | 1 | 4 | | 7 | 7 | 2 |
| Law School | 1 | 3 | 5 | 3 | 1 | | 1 | 1 | 2 | 2 | 1 | 2 | 1 | 2 | 1 | 2 |
| SC Johnson | 12 | 11 | 2 | 6 | 6 | 9 | 4 | 6 | 14 | 16 | 11 | 10 | 15 | 9 | 9 | 5 |
| Vet School | 9 | 4 | 2 | 2 | 2 | 4 | 6 | 5 | 11 | 9 | 6 | 3 | 3 | 3 | 7 | 13 |
| Grand Total | 94 | 84 | 72 | 42 | 26 | 73 | 76 | 74 | 91 | 83 | 80 | 70 | 90 | 77 | 91 | 82 |

Departures of Tenured and Tenure-Track Faculty

Sex: All Rank: All

| | 2006-07 | 2007-08 | 2008-09 | 2009-10 | 2010-11 | 2011-12 | 2012-13 | 2013-14 | 2014-15 | 2015-16 | 2016-17 | 2017-18 | 2018-19 | 2019-20 | 2020-21 | 2021-22 |
|------------------------------|---------|---------|---------|---------|---------|---------|---------|---------|---------|---------|---------|---------|---------|---------|---------|---------|
| Ag & Life Sci | 15 | 19 | 8 | 19 | 10 | 13 | 9 | 16 | 28 | 14 | 16 | 8 | 16 | 9 | 17 | 7 |
| Arch, Art & Planning | | 2 | 1 | 4 | 4 | 6 | 3 | 1 | | 1 | 1 | 3 | 3 | 7 | 6 | 3 |
| Arts & Sciences | 22 | 27 | 26 | 20 | 13 | 21 | 19 | 21 | 22 | 20 | 47 | 15 | 26 | 25 | 25 | 20 |
| Bowers Comp & Info Sci | | | | 2 | | | | 1 | 4 | 2 | | 1 | 2 | 4 | 4 | 4 |
| Brooks School of Public Po.. | | 1 | 1 | | 1 | 1 | 1 | 1 | | 1 | 3 | 2 | | 2 | 3 | |
| Engineering | 8 | 16 | 9 | 4 | 10 | 10 | 6 | 7 | 13 | 12 | 15 | 6 | 9 | 7 | 10 | 6 |
| Human Ecology | 5 | 6 | 2 | 2 | 3 | 3 | 2 | 4 | 5 | 3 | 4 | 11 | 6 | 5 | 4 | 2 |
| Ind & Labor Relations | 2 | 1 | 1 | 2 | 1 | | 2 | 2 | 2 | 3 | 10 | 3 | 4 | | 8 | 4 |
| Law School | | 4 | 1 | 1 | 1 | 2 | 3 | 3 | | 1 | | 1 | 4 | 3 | 1 | 1 |
| SC Johnson | 5 | 7 | 6 | 11 | 4 | 2 | 6 | 4 | 7 | 9 | 6 | 11 | 15 | 9 | 13 | 3 |
| Vet School | 4 | 3 | 3 | 7 | 4 | 7 | 8 | 3 | 8 | 4 | 9 | 5 | 6 | 8 | 12 | 5 |
| Grand Total | 61 | 86 | 58 | 72 | 51 | 65 | 59 | 63 | 89 | 70 | 111 | 66 | 91 | 79 | 103 | 55 |

| | | | | | | |
|------------------|--------------------------|----------------------|------------------------------|-----------------------------|----------|-----------------|
| Workforce Detail | Academics Race/Ethnicity | Hires and Departures | Tenure and Promotions | Faculty by Age Distribution | Postdocs | Academic Titles |
|------------------|--------------------------|----------------------|------------------------------|-----------------------------|----------|-----------------|

Data as of 11/01/2021
Updated 11/01/2021
Institutional Research & Planning

Promotions of Faculty: Tenure and Full Professor

Primary academic appointment only. Actions made effective between July 1st to June 30th of each year.

For some Faculty, achievement of tenure and promotion to full professor are simultaneous; these are reflected in "Appointments to Tenure" only.

2020-21 data not complete.

*Department of Computer Science moved to Computer and Information Sci all years.

Select Sex:

All

Tenure: Promotions and Appointments to Tenure - Sex: All

| | 2005-06 | 2006-07 | 2007-08 | 2008-09 | 2009-10 | 2010-11 | 2011-12 | 2012-13 | 2013-14 | 2014-15 | 2015-16 | 2016-17 | 2017-18 | 2018-19 | 2019-20 | 2020-21 |
|------------------------------|---------|---------|---------|---------|---------|---------|---------|---------|---------|---------|---------|---------|---------|---------|---------|---------|
| Ag & Life Sci | 19 | 11 | 9 | 10 | 6 | 11 | 6 | 12 | 4 | 9 | 8 | 6 | 10 | 8 | 11 | 10 |
| Arch, Art & Planning | 3 | 1 | 1 | 2 | 1 | | | 3 | 1 | 2 | 2 | | 3 | 1 | 1 | 1 |
| Arts & Sciences | 15 | 23 | 15 | 26 | 16 | 25 | 15 | 26 | 21 | 20 | 9 | 12 | 19 | 21 | 13 | 17 |
| Bowers Comp & Info Sci | 1 | 1 | 2 | 1 | 2 | | 1 | 2 | 5 | 2 | 5 | 4 | 3 | 2 | 4 | 3 |
| Brooks School of Public Po.. | 1 | 3 | | 1 | 1 | | | 1 | 2 | 1 | 1 | 1 | 3 | | | |
| Engineering | 4 | 3 | 10 | 9 | 5 | 6 | 5 | 8 | 7 | 7 | 8 | 6 | 8 | 13 | 8 | 9 |
| Human Ecology | 4 | 4 | 1 | 4 | | 1 | 2 | 1 | 5 | 3 | 1 | 3 | 6 | 2 | 2 | 2 |
| Ind & Labor Relations | 2 | 1 | | 2 | 1 | | 3 | | | 1 | 3 | 2 | 3 | 2 | 3 | 3 |
| Law School | 3 | 2 | 2 | 4 | 2 | | 1 | 1 | 4 | 1 | 2 | 2 | 1 | | 2 | 1 |
| SC Johnson | 3 | 6 | 6 | 8 | 6 | 1 | 3 | 5 | 4 | 4 | 4 | 1 | 8 | 6 | 5 | 6 |
| Vet School | 3 | 3 | 5 | 9 | 2 | 5 | 3 | 5 | 1 | 3 | 1 | 5 | 6 | 5 | 2 | 10 |
| Grand Total | 58 | 58 | 51 | 76 | 42 | 49 | 39 | 64 | 54 | 53 | 44 | 42 | 70 | 60 | 51 | 62 |

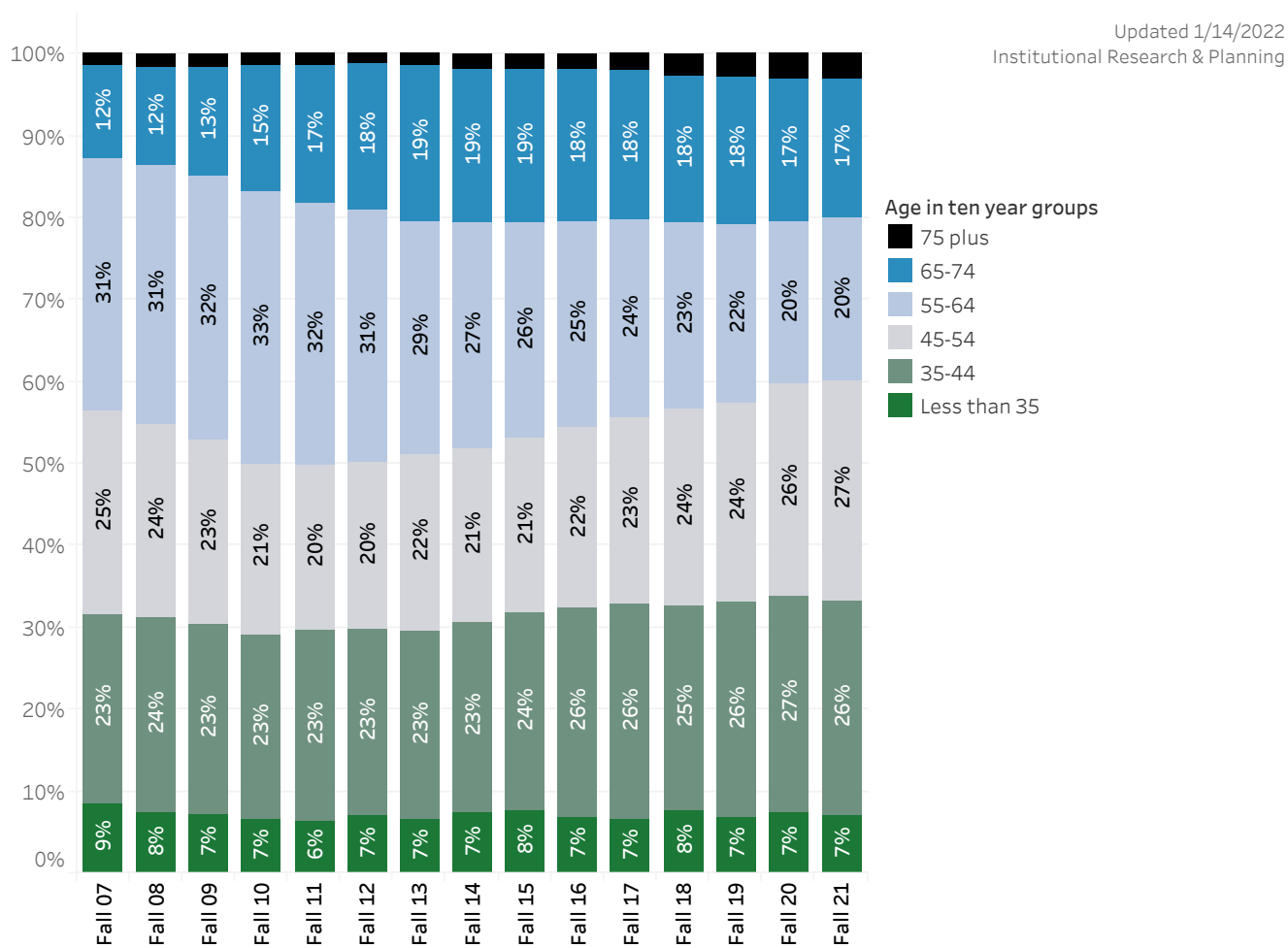
Promotion to Full: Tenured Faculty to Full Professor- Sex: All

| | 2005-06 | 2006-07 | 2007-08 | 2008-09 | 2009-10 | 2010-11 | 2011-12 | 2012-13 | 2013-14 | 2014-15 | 2015-16 | 2016-17 | 2017-18 | 2018-19 | 2019-20 | 2020-21 |
|------------------------------|---------|---------|---------|---------|---------|---------|---------|---------|---------|---------|---------|---------|---------|---------|---------|---------|
| Ag & Life Sci | 6 | 7 | 3 | 7 | 4 | 10 | 2 | 7 | 14 | 8 | 10 | 7 | 9 | 7 | 4 | 7 |
| Arch, Art & Planning | 2 | 1 | | 1 | | | 1 | 1 | | | | | | 1 | 1 | 2 |
| Arts & Sciences | 7 | 12 | 4 | 10 | 9 | 11 | 9 | 6 | 7 | 9 | 14 | 11 | 12 | 12 | 3 | 9 |
| Bowers Comp & Info Sci | 2 | 2 | | | 2 | 1 | | 1 | | 1 | 1 | 1 | 1 | 1 | 2 | 2 |
| Brooks School of Public Po.. | | | | | | 2 | | 2 | 1 | | | 2 | 1 | 1 | 1 | 2 |
| Engineering | 2 | 3 | 2 | 2 | 4 | 3 | 3 | 4 | 6 | 3 | 2 | 2 | 4 | 6 | 7 | 2 |
| Human Ecology | 4 | | | 2 | | 1 | 2 | | 1 | | 5 | 1 | | 1 | 4 | 2 |
| Ind & Labor Relations | 1 | 1 | | 1 | | 1 | 1 | 2 | 1 | | | | | | 2 | 3 |
| Law School | 1 | 1 | | 1 | 2 | | 1 | | 3 | | 1 | 1 | | | 1 | |
| SC Johnson | 1 | 2 | 2 | | 3 | 3 | 4 | 1 | 3 | 2 | 6 | | 6 | 3 | 1 | 2 |
| Vet School | 2 | 5 | 1 | 2 | | 1 | | 2 | 3 | 2 | 3 | 2 | 2 | 3 | 3 | 1 |
| Grand Total | 28 | 34 | 12 | 26 | 24 | 33 | 23 | 26 | 39 | 25 | 42 | 27 | 35 | 35 | 29 | 32 |

Tenured and Tenure Track Faculty by Age Distribution

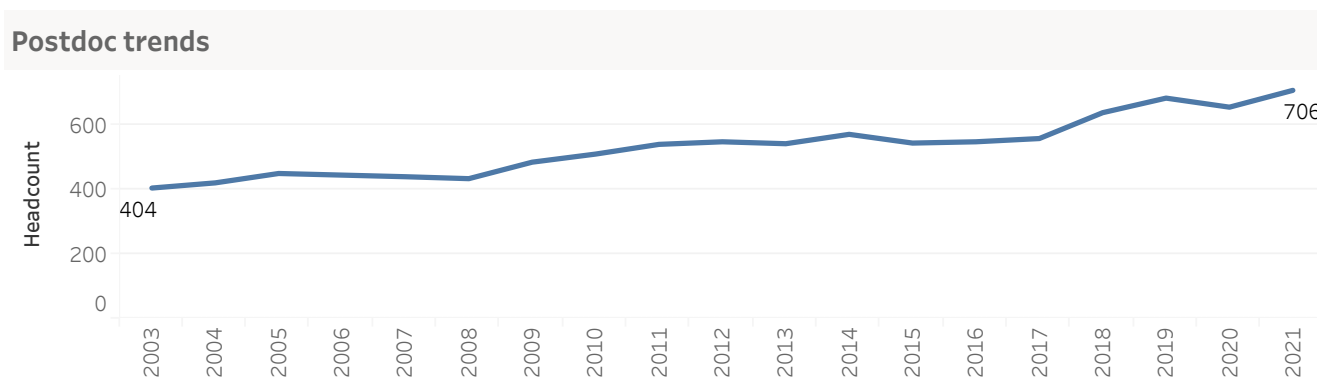
Weill Cornell Medicine employees are not included here. Professorial faculty are defined as the three professorial ranks (assistant, associate and full) including part-time, clinical, and "of practice".

Adjunct, acting, visiting, courtesy and emeritus appointments are excluded.



Postdoctoral Fellows and Associates

This view represents postdoctoral associates and postdoctoral fellows.
As temporary employees, postdocs are excluded from other dashboards representing the Cornell workforce, unless otherwise noted.



Headcounts as of November 1:
2021

Location

| | AEM | Colleges | Research units under VPR | SPP | VPIA | Grand Total |
|--------------------|----------|------------|--------------------------|----------|----------|-------------|
| Ithaca Main Campus | 2 | 530 | 102 | 3 | 3 | 640 |
| Cornell Tech | | 20 | | | | 20 |
| Geneva | | 19 | | | | 19 |
| Other location | | 24 | 1 | | | 25 |
| Outside USA | | 2 | | | | 2 |
| Grand Total | 2 | 595 | 103 | 3 | 3 | 706 |

Demographics of postdocs

| | | Count | % of Total |
|--------------------|-------------------------|------------|-------------|
| Female | International, any race | 153 | 22% |
| | White or unknown, US | 103 | 15% |
| | Nonwhite, US | 43 | 6% |
| | Unknown | 1 | 0% |
| | Total | 300 | 42% |
| Male | International, any race | 248 | 35% |
| | White or unknown, US | 115 | 16% |
| | Nonwhite, US | 43 | 6% |
| | Total | 406 | 58% |
| Grand Total | | 706 | 100% |

| | |
|------------------------|-----|
| Postdoctoral associate | 631 |
| Postdoctoral fellow | 75 |

| | | | | | | |
|------------------|--------------------------|----------------------|-----------------------|-----------------------------|----------|-----------------|
| Workforce Detail | Academics Race/Ethnicity | Hires and Departures | Tenure and Promotions | Faculty by Age Distribution | Postdocs | Academic Titles |
|------------------|--------------------------|----------------------|-----------------------|-----------------------------|----------|-----------------|

Academic titles, Fall 2021

Updated 1/14/2022
Institutional Research & Planning

This view includes adjunct, visiting, courtesy, and postdoctoral fellows and associates. It excludes emeritus and acting appointments.

For more details, hover over "Academic titles group" and click on the plus sign.

Select Term
Fall 2021

| Academic titles group | Academic titles | Ag & Life Sciences | Arch, Art & Planning | Art & Sciences | Bower CIS | Brooks School | Engineering | Human Ecology | Ind & Labor Relations | Law | Veterinary Medicine | SC Johnson College | Cornell Tech | Non-College | Grand Total |
|-----------------------|--------------------|--------------------|----------------------|----------------|------------|---------------|-------------|---------------|-----------------------|------------|---------------------|--------------------|--------------|-------------|--------------|
| University Faculty | Prof Asst | 64 | 16 | 97 | 25 | 9 | 43 | 18 | 17 | 2 | 21 | 28 | 6 | | 346 |
| | Prof Assoc | 76 | 17 | 141 | 9 | 2 | 50 | 18 | 14 | 2 | 39 | 21 | 5 | | 394 |
| | Professor | 201 | 16 | 267 | 28 | 16 | 109 | 26 | 26 | 35 | 53 | 44 | 14 | | 835 |
| | Prof-At-Large | | | | | | | | | | | | | 20 | 20 |
| Professorial Titles | Clinical Prof ti.. | | | | | | | 2 | | 15 | 43 | 3 | | | 63 |
| | Prof of Practi.. | 14 | 7 | 5 | | | 11 | 2 | | 2 | 19 | 1 | 3 | | 64 |
| | Rsrch Profess.. | 8 | | 2 | 1 | | 1 | 2 | | | 9 | | | | 23 |
| Extension | Extension Ass.. | 84 | | | | 1 | | 12 | 21 | 2 | 8 | | | | 128 |
| | Extension Ass.. | 64 | | | | | | 6 | 26 | | 7 | 1 | | | 104 |
| Research | Rsrch Assoc.Sr | 31 | | 11 | 1 | | 7 | 4 | 3 | | 13 | | | 37 | 107 |
| | Rsrch Associa.. | 79 | 1 | 29 | 1 | 1 | 25 | 10 | 5 | | 24 | | | 52 | 227 |
| | Rsrch Scientist | | | | | | | 1 | | | | | | 1 | 2 |
| | Principal Rsrc.. | | | | | | | | | | | | | 4 | 4 |
| Teaching | Lecture | 21 | 8 | 55 | 7 | 32 | 15 | 12 | 3 | 2 | 13 | 16 | | 10 | 194 |
| | Lecture Sr | 21 | | 93 | 9 | 3 | 20 | 4 | 5 | 1 | 9 | 23 | 1 | 6 | 195 |
| | Instructor | | | | | | | 1 | | | 7 | | 1 | | 9 |
| | Teach Assoc | | 8 | 10 | | | | | | 1 | | | | | 19 |
| Library | Archivist titles | | | | | | | | | | | | | 12 | 12 |
| | Librarian titles | | | | | | | | | | | | | 93 | 93 |
| Postdocs & Fellow | Fellow Sr | | | | | | | | | 1 | | | | | 1 |
| | Post Dr Assoc.. | 214 | | 120 | 11 | 3 | 139 | 21 | 4 | 8 | 58 | 2 | 20 | 106 | 706 |
| Visiting | Critic | | 25 | 2 | | | | 1 | | | | | | 1 | 29 |
| | Fellow | 70 | | | | | | 3 | 7 | 1 | 1 | 1 | | 15 | 98 |
| | Lecture Vis. | 7 | 21 | 50 | 2 | 5 | 14 | 3 | 10 | 6 | 5 | 20 | 5 | 9 | 157 |
| | Instructor Vis. | | | | | | 1 | | | | 4 | 1 | | | 6 |
| | Clin Prof & Pr.. | 2 | | | | | | | | 5 | 6 | 4 | | | 17 |
| | Prof titles -Vis | 17 | 5 | 15 | 7 | 2 | 17 | 2 | | 8 | 8 | 5 | 14 | 2 | 102 |
| | Scholar/Scien.. | 37 | 1 | 31 | 2 | | 30 | 3 | 1 | 10 | 5 | 6 | 13 | 68 | 207 |
| | | | | | | | | | | | | | | | |
| Courtesy/ Adjunct | Lecture Court.. | 5 | | | | 2 | | 3 | | | 11 | | | 1 | 22 |
| | Instructor Co.. | | | | | | | | | | 1 | | | | 1 |
| | Prof titles Co.. | 88 | | 32 | 7 | 2 | 33 | 6 | | 47 | 28 | 3 | 10 | 7 | 263 |
| Grand Total | | 1,103 | 125 | 960 | 110 | 78 | 515 | 160 | 142 | 148 | 392 | 179 | 92 | 444 | 4,448 |

Cornell Tech faculty counts are based on supervisory organization. Cornell Tech's Dean reported under Cornell Tech. Faculty are counted within the college of tenure or primary academic appointment.

*College of Business combines Hotel and Johnson School. Dyson School remains undel CALS.