

# IRP Surveys

**IRP Data Reporting Brown Bag Meeting  
April 7, 2017**



# IRP Survey Research Program

## **Entering First-Year Students**

- CIRP Freshman Survey/New Student Survey

## **All Undergraduate Students**

- Enrolled Student Survey/PULSE

## **Graduating Seniors**

- Senior Survey

## **Faculty**

- Faculty Work Life Survey/Academic Work Life Survey

## **Employees**

- Employee Survey

Plus parents and alumni/ae

## **Most IRP surveys are confidential, not anonymous**

- Contain a Cornell ID
- Can link survey data with institutional records and with other surveys

## **Most are omnibus surveys**

- General questions on wide range of topics vs. in-depth focus on a particular issue



## Institutional Research & Planning

[IRP Home](#)

[Facts and Dashboards](#)

[Common Data Set](#)

[Survey Research](#)

[Reports and Presentations](#)

[University Accreditation](#)

[Academic Program Proposals](#)

[Academic Program Review](#)

### Spotlight on Data

[Admissions statistics](#)

[Graduation rates](#)

[Employee headcounts](#)

[More](#)

### Recent Surveys

[2013 Alumni Survey](#)

[2013 PULSE Survey](#)

[2012 Senior Survey](#)

[More](#)

### Surveying Resources

[Calendar of Campus Surveys](#)

[Access to campus constituencies](#)

[Does your project require IRB review?](#)

## IRP Home

The mission of Institutional Research & Planning (IRP) is to provide official, accurate, and unbiased information and analysis about the university in support of institutional planning, decision-making, and reporting obligations.

### Enrollment at Cornell University Ithaca, 1868 to present





## Institutional Research & Planning

[IRP Home](#)

[Facts and Dashboards](#)

[Common Data Set](#)

[Survey Research](#)

[Presentations and Reports](#)

[University Accreditation](#)

[Program Authorization](#)

[Program Evaluation](#)

### Spotlight on Data

[Admissions statistics](#)

[First-Year to Senior, linked data](#)

[Employee headcounts](#)

▼ More

### Recent Surveys

[2016 Senior Survey](#)

[2016 New Student Survey](#)

[2015 PULSE Survey](#)

▼ More

### Surveying Resources

[Calendar of Campus Surveys](#)

[Access to campus constituencies](#)

[Does your project require IRB review?](#)

Data Viz  
Gallery



[Cornell Institutional Research and Planning](#) > [Survey Research](#) > [Senior Survey](#)

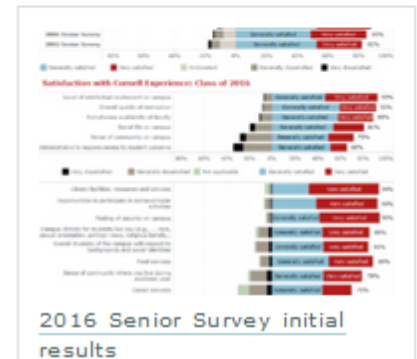
## Senior Survey

Administered in the latter half of the spring semester, this survey asks seniors about their educational and employment plans, involvement in campus activities, satisfaction with the undergraduate experience, and gains in knowledge and abilities. Cornell has administered the survey to the Classes of 1994, 1998, 2002, 2006, 2010, 2012, 2014, and 2016.

### Class of 2016 Senior Survey

A total of 1,505 seniors participated in the 2016 Senior Survey, yielding a response rate of 45%. Click on the “**2016 Senior Survey Initial Results**” thumbnail on the right to see charts of initial results by college. Complete survey results and a copy of the survey instrument are provided below.

- [Survey instrument \(pdf\)](#)
- [Survey Tables \(pdf\)](#)





Satisfaction

Educational outcomes

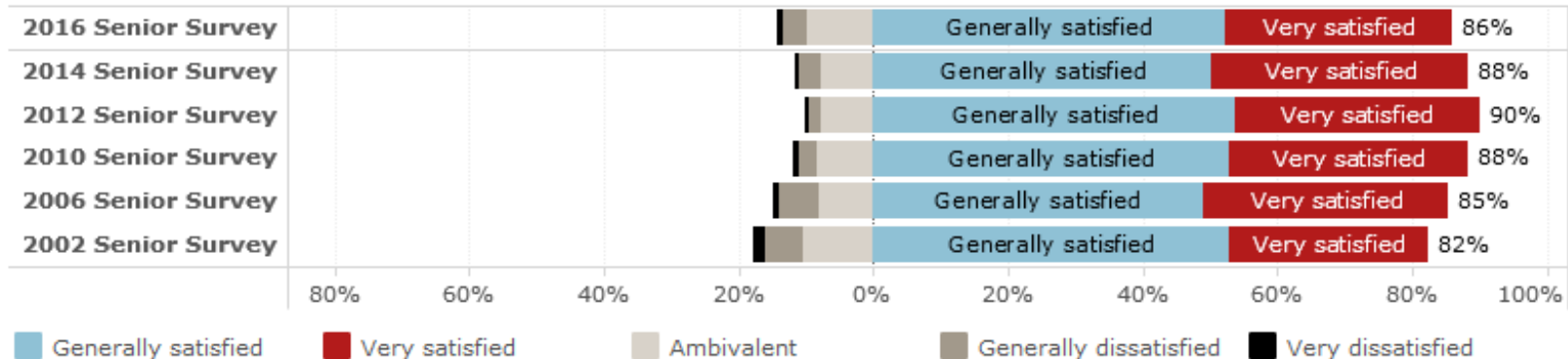
## Selected 2016 Cornell Senior Survey Results

Select a college:

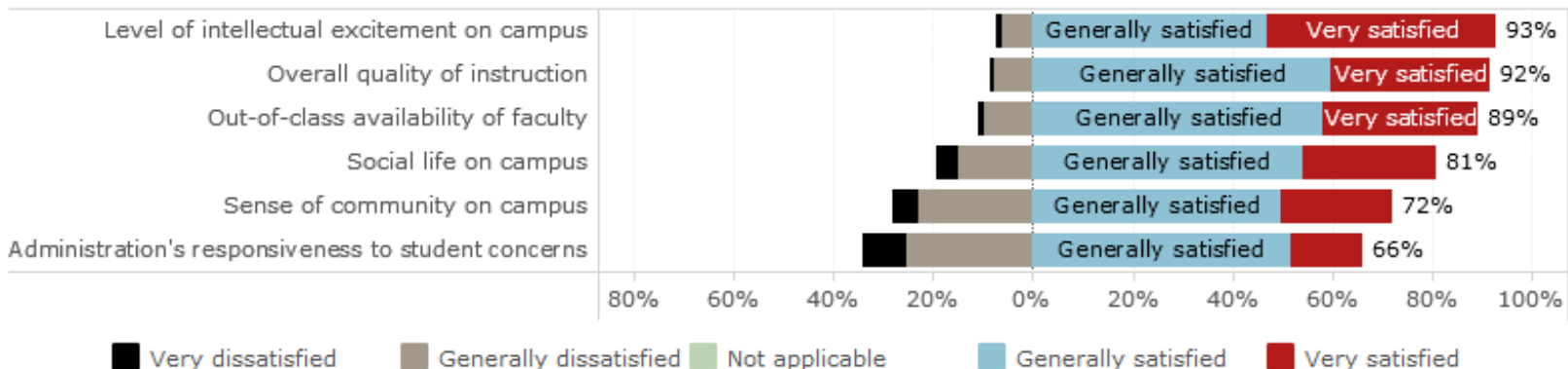
(All) ▼

### Trend

Overall, how satisfied have you been with your undergraduate education?



### Satisfaction with Cornell Experience: Class of 2016



# Survey Instruments

## CLASS OF 2016: THE SENIOR SURVEY

1 Evaluating Cornell   2 More on Cornell   3 Your experiences   4 What you've learned   5 Paying for college   6 Your plans   7 Your background

[satisf] Overall, how satisfied have you been with your undergraduate education?

- Very satisfied
- Generally satisfied
- Ambivalent
- Generally dissatisfied
- Very dissatisfied

Thinking about your entire experience at Cornell, how satisfied are you with each of the following? We will ask about your major next, so for these questions, please keep your entire academic experience in mind.

	Very dissatisfied	Generally dissatisfied	Generally satisfied	Very satisfied
[sinstq] Overall quality of instruction	<input type="radio"/>	<input type="radio"/>	<input type="radio"/>	<input type="radio"/>
[sintell] Level of intellectual excitement on campus	<input type="radio"/>	<input type="radio"/>	<input type="radio"/>	<input type="radio"/>
[sfacav] Out-of-class availability of faculty	<input type="radio"/>	<input type="radio"/>	<input type="radio"/>	<input type="radio"/>
[sadmresp] Administration's responsiveness to student concerns	<input type="radio"/>	<input type="radio"/>	<input type="radio"/>	<input type="radio"/>

# Survey Tables

2016 Senior Survey

C

		Overall, how satisfied have you been with your undergraduate education?					
		Very	Generally	Ambivalent	Generally	Very	Total
		dissatisfied	dissatisfied		satisfied	satisfied	Count
		Row %	Row %	Row %	Row %	Row %	
Cornell	All seniors	.9%	3.5%	9.9%	52.1%	33.7%	1,476
Cornell, by Gender Identity*	Man	1.1%	4.5%	10.3%	52.4%	31.7%	561
	Woman	.7%	2.9%	9.3%	52.2%	35.0%	897
	Other gender identity	5.6%	0.0%	27.8%	38.9%	27.8%	18
Cornell, by Race**	Asian (U.S.)	.4%	5.1%	13.0%	62.8%	18.8%	277
	Black (U.S.)	1.4%	2.8%	11.1%	62.5%	22.2%	72
	Hispanic (U.S.)	1.3%	3.2%	11.7%	50.0%	33.8%	154
	White (U.S.)	.9%	3.4%	7.8%	47.2%	40.7%	757
	Multiracial URM (U.S.)	2.5%	2.5%	7.5%	65.0%	22.5%	40
	Multiracial Non-URM (U.S.)	2.2%	2.2%	15.2%	47.8%	32.6%	46
	International	0.0%	.9%	12.7%	50.9%	35.5%	110
Cornell, by College	Agriculture & Life Sciences	.6%	2.5%	8.5%	51.1%	37.3%	354
	Architecture, Art, & Planning	2.3%	0.0%	7.0%	51.2%	39.5%	43
	Arts & Sciences	1.0%	4.6%	10.4%	51.1%	32.8%	393
	Engineering	1.2%	3.9%	11.7%	58.1%	25.1%	334
	Hotel Administration	0.0%	2.2%	11.0%	41.8%	45.1%	91
	Human Ecology	.7%	2.6%	12.6%	52.3%	31.8%	151
	Industrial & Labor Relations	.9%	4.5%	3.6%	49.1%	41.8%	110

\*\* p<.01, \* p<.05 (based on chi-square)





Institutional Research  
& Planning

IRP Home

Facts and Dashboards

Common Data Set

[Survey Research](#)

Presentations and Reports

University Accreditation

Program Authorization

Program Evaluation

Spotlight on Data

[Admissions statistics](#)

[First-Year to Senior, linked data](#)

[Employee headcounts](#)

▼ More

Recent Surveys

[2016 Senior Survey](#)

[2016 Employee Survey](#)

[2016 Academic Survey](#)


▼ More

Surveying Resources

[Calendar of Campus Surveys](#)

[Access to campus constituencies](#)

[Does your project require IRB review?](#)



[Cornell Institutional Research and Planning](#) > [Survey Research](#) > Faculty and Academic Surveys

## Faculty and Academic Surveys

The 2016 Academic Work Life Survey (AWL) is an update of the 2005 and 2010 Faculty Work Life (FWL) Survey. The AWL Survey asks tenured and tenure-track faculty and other academics about their work loads, their feelings about the work they do and how Cornell does or does not support it, perceptions of departmental climate, intentions to stay at Cornell, and the ways in which life outside of Cornell meshes with faculty responsibilities.

### 2016 Academic Work Life Survey

The AWL Survey included all employees in academic positions hired prior to November 1, 2015 and holding at least a 50% appointment. There are three major constituencies in the AWL survey: tenured and tenure-track faculty, academic professionals, and academic short-term employees. A total of 1,602 academics completed some portion of the survey, yielding an overall response rate of 55%. Response rates differed significantly across titles, with 60% of faculty, 55% of academic professionals (excluding librarians), and 40% of academic short term responding.

- [Brief Overview of the 2016 Academic Work Life Survey Responses \(pdf\)](#)



## Institutional Research & Planning

[IRP Home](#)

[Facts and Dashboards](#)

[Common Data Set](#)

[Survey Research](#)

[Presentations and Reports](#)

[University Accreditation](#)

[Program Authorization](#)

[Program Evaluation](#)

### Spotlight on Data

[Admissions statistics](#)

[First-Year to Senior, linked data](#)

[Employee headcounts](#)

▼ [More](#)

### Recent Surveys

[2016 Senior Survey](#)

[2016 Employee Survey](#)

[2016 Academic Survey](#)


▼ [More](#)

### Surveying Resources

[Calendar of Campus Surveys](#)

[Access to campus constituencies](#)

[Does your project require IRB review?](#)



[Cornell Institutional Research and Planning](#) > [Survey Research](#) > [Employee Survey](#)

## Employee Survey

The Cornell Employee Survey asks employees about their jobs, career development, respect and fairness, leadership and direction, and life outside of Cornell. It was administered in 2011 and 2016.

The 2016 Employee Survey included all full-time employees who were *not* already included in the 2016 [Academic Work Life Survey](#), as well as all benefits eligible part-time employees. Sixty-eight percent of invited employees responded to the survey.

A brief overview of responses to the Cornell Employee Survey is here:

- [2016 Employee Survey Instrument \(pdf\)](#)
- [2016 Employee Survey Charts \(pdf\)](#)
- [2016 Employee Survey Tables, coming soon](#)



## Institutional Research & Planning

IRP Home

Facts and Dashboards

Common Data Set

[Survey Research](#)

Presentations and Reports

University Accreditation

Program Authorization

Program Evaluation

### Spotlight on Data

Admissions statistics  
First-Year to Senior, [linked data](#)  
Employee headcounts

▼ More

### Recent Surveys

2016 Senior Survey  
2016 New Student Survey  
2015 PULSE Survey

▼ More

### Surveying Resources

Calendar of Campus Surveys  
Access to campus constituencies  
[Does your project require IRB review?](#)



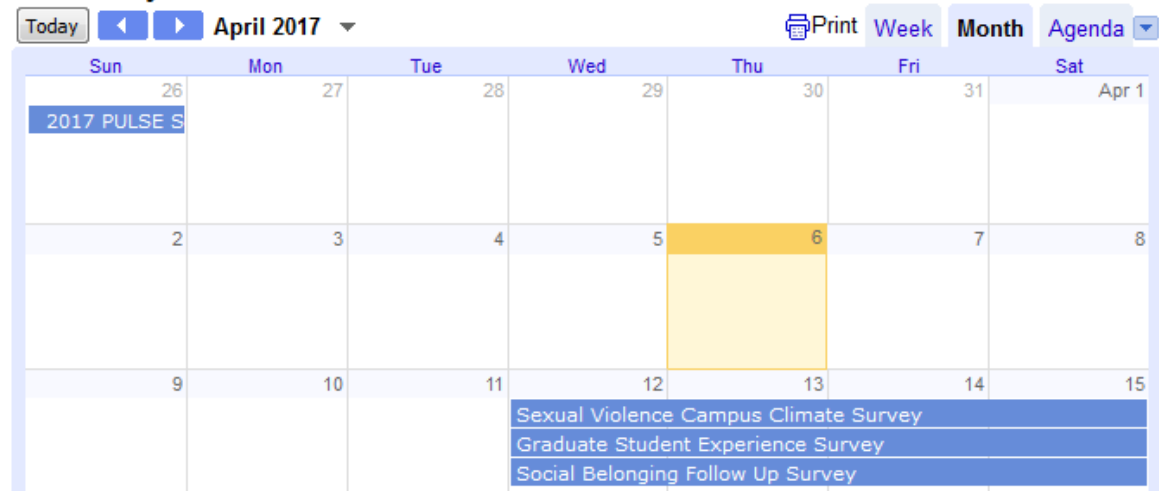
[Cornell Institutional Research and Planning](#) > [Survey Research](#) > [Calendar of Campus Surveys](#)

## Calendar of Campus Surveys

In addition to IRP, many other people at Cornell administer surveys to students. This calendar lists current surveys involving Cornell students as participants. You can view more information about each survey by clicking on its name.

If you are planning your own survey of Cornell students, we encourage you to check this calendar first to avoid potential conflict with other surveys and to help minimize “survey fatigue” among our students. Please contact [Marne Einarson](#) to have your survey added to this calendar.

### IRP Survey Schedule





## Institutional Research & Planning

IRP Home

Facts and Dashboards

Common Data Set

[Survey Research](#)

Presentations and Reports

University Accreditation

Program Authorization

Program Evaluation

### Spotlight on Data

[Admissions statistics](#)

[First-Year to Senior, linked data](#)

[Employee headcounts](#)

▼ More

### Recent Surveys

[2016 Senior Survey](#)

[2016 New Student Survey](#)

[2015 PULSE Survey](#)

▼ More

### Surveying Resources

[Calendar of Campus Surveys](#)

[Access to campus constituencies](#)

[Does your project require IRB review?](#)

Data Viz  
Gallery



[Cornell Institutional Research and Planning](#) > [Survey Research](#) > [Student & Campus Life Research Group](#)

## Student & Campus Life Research Group

The Student & Campus Life Research Group coordinates, supports, and reviews research conducted within the division of Student & Campus Life (S&CL). Any research activity undertaken within S&CL falls under the auspices of this committee.

### Policy Statement and Activities

The S&CL Research Group promotes best practices in research by maintaining a calendar of campus research activities, offering guidance on research planning, formally reviewing proposals for research projects that are substantive in scope, and providing opportunities to disseminate research instruments and results. S&CL professionals who intend to conduct research or are contacted about research in their unit are encouraged to contact the S&CL Research Group early in the research planning process to see whether and how the committee may be of assistance. More information about the committee's focus and scope of activities is available [here](#).

### Formal Reviews of Research Proposals

The S&CL Research Group meets regularly to formally review research proposals. Proposals should be submitted well in advance of the anticipated launch date of a project — no less than eight weeks prior. A research proposal form, sample of a completed proposal, and information on criteria used by the committee to evaluate research proposals are available [here](#).

### Member List

Questions? Issues?

